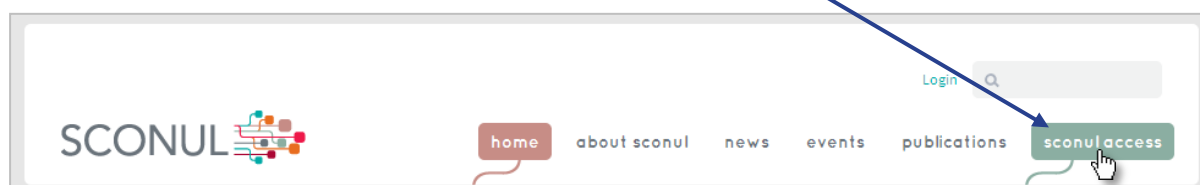


Using SCONUL Access

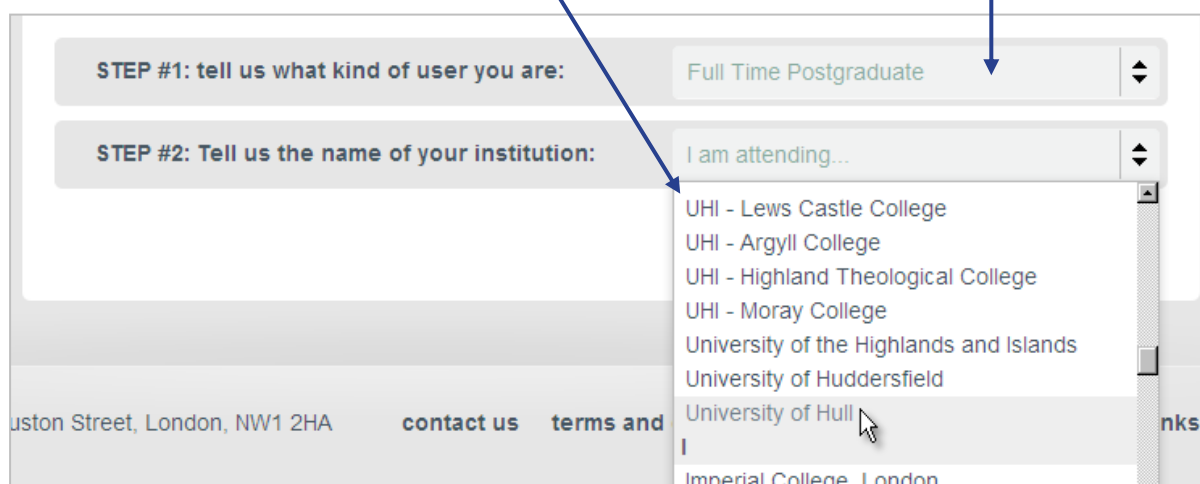
SCONUL is the Society of College, National and University Libraries. The SCONUL Access scheme allows university library users to borrow or use books and journals at other libraries which belong to the scheme. Most of the university libraries in the UK and Ireland are members. To qualify for SCONUL Access you must be registered as a library user in good standing (i.e. with no current debts or serious infringements on your record).

The following instructions describe how to apply for SCONUL Access to an affiliated library:

1. Go to the SCONUL website: <http://www.sconul.ac.uk/>
2. Click the **sconul access** link in the top right:

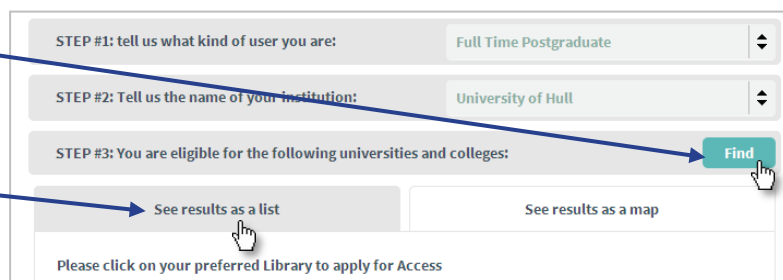


3. Enter your course type using the **STEP #1** dropdown menu, and choose **University of Hull** (under "H") from the **STEP #2** dropdown:



4. Click **Find** to search for available libraries.

5. Select **See results as a list** to bring up an A-Z index of the institutions you can access.



6. From the list, click the name of the institution you wish to visit. The institution details will appear as a pop-up.

7. When you have found an institution you wish to visit, click **Apply for access**.

8. Fill out the form with your details:

You are planning to visit:

University of Lincoln [Change institution](#)

First name *

Family Name *

Email address *

Library or ID Card number *

Library user type

☒ I agree to be bound by the rules and regulations of all the libraries I apply for and/or use *

☐ I would like to receive information from your college or university's SCONUL Access representative

Institution Details

University of Lincoln

Libraries: University of Lincoln
Hull Campus Learning Resource Centre
Riseholme Learning Resource Centre
Holbeach Campus Learning Resource Centre

Library Website: <http://www.lincoln.ac.uk/home/lr/>

Website: <http://www.lincoln.ac.uk>

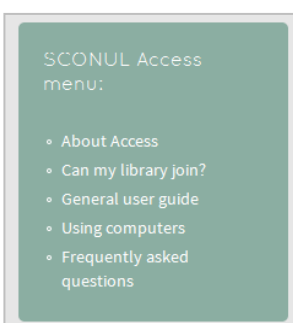
Contact Details

Contact Name: John Hart
Post Held: Library Officer
Contact Phone: 01522 886222
Contact Email: jhart@lincoln.ac.uk
Postcode: LN6 7TS



9. Check the box to agree to the rules and regulations of the library, and then click **Submit** to complete your application.

Once your application is approved, you will be sent an email introducing you to your chosen library. This introduction is only valid for a short period, but will also serve for any other member libraries you may wish to visit. When you visit your chosen library you must take with you your **University of Hull Student Card** and a **copy of the introductory email**. You should also check their website for details of opening hours and any local conditions that may apply (e.g. some libraries may also require a passport-sized photograph).



More details about the scheme can be found via the **SCONUL Access menu** links on the SCONUL website.

You can also email libhelp@hull.ac.uk